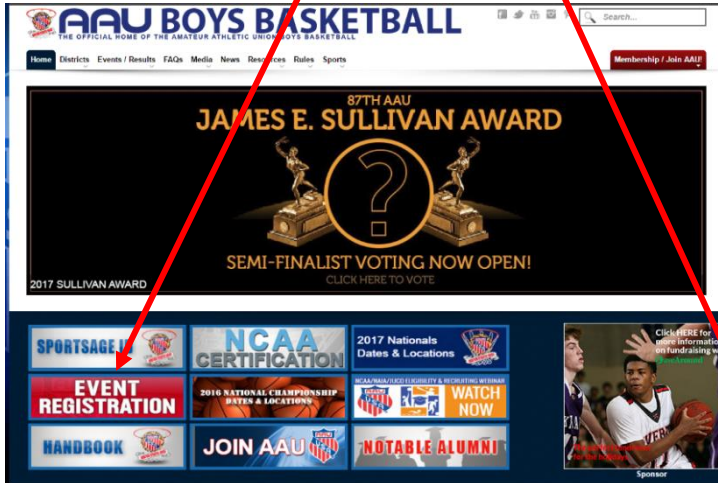


Creating a PlayAAUHoops Account

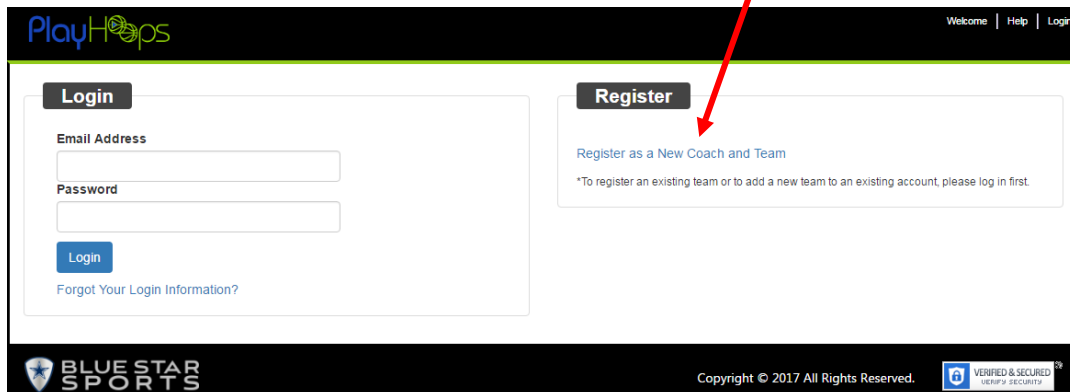
1. Visit www.aauboysbasketball.org or www.aaugirlsbasketball.org and click “Event Registration”



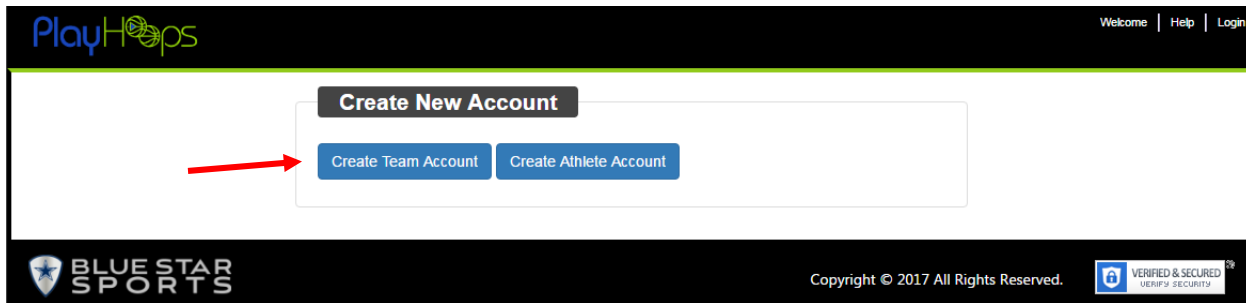
2. Click “Login” in the upper right hand corner



3. Select “Register as a New Coach and Team”



4. Select “Create Team Account”



5. Enter all of the appropriate information for the team and coach. If the Team Manager is also one of the coaches, check “The Coach is the Team Manager”. Once complete, click “Submit”

6. The email address used to create the team will then receive an email to confirm the account. Your team has been created!

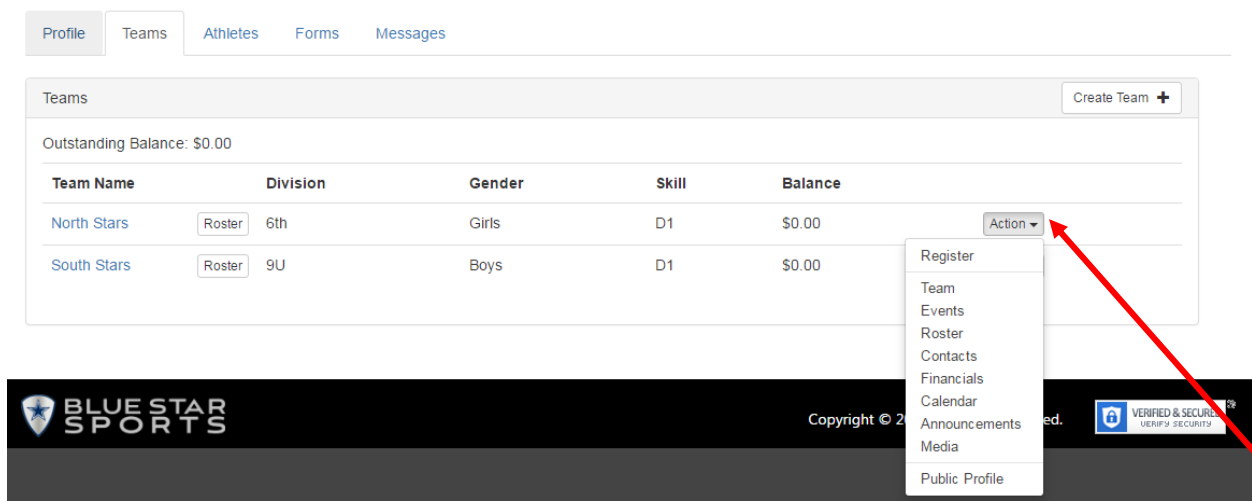
Creating your Roster

1. Once you have confirmed your account you should now be able to access your profile.

2. Click “Teams” to view the teams you would like to create/edit.

A screenshot of a user's profile page. At the top, there are navigation tabs for 'Profile', 'Teams', 'Athletes', 'Forms', and 'Messages'. The 'Profile' tab is active. The profile page is titled 'Profile' and has an 'Edit' button. It is divided into several sections: 'Contact Info' with fields for First Name, Last Name, Mobile Phone, and Secondary Phone; 'Address' with fields for Street, Apt/Suite, City (Orlando), State (Florida), and Zip Code (32821); 'Playhoops - TournamentsPlus Account' with an Email field (Katieloberg@gmail.com) and a 'Reset Password' button; and 'Personal' with a 'Bio' field and a 'Profile Image' field (100x100 pixels) with a 'Browse ...' button. A 'Drag & drop files here ...' area is also visible for the profile image.

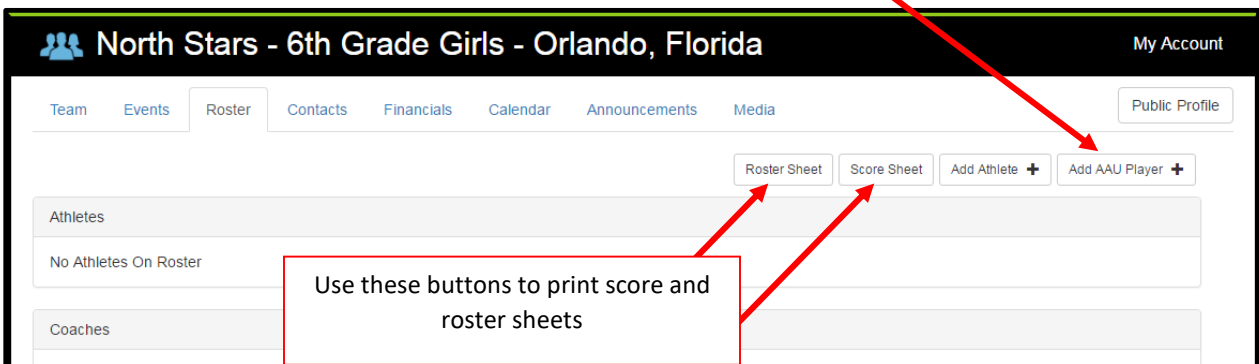
3. At this point you can add, delete or edit any teams that you have under your profile. If you want to edit a team, click the “Action” bar. Click “Roster” to add/remove/edit that particular roster.



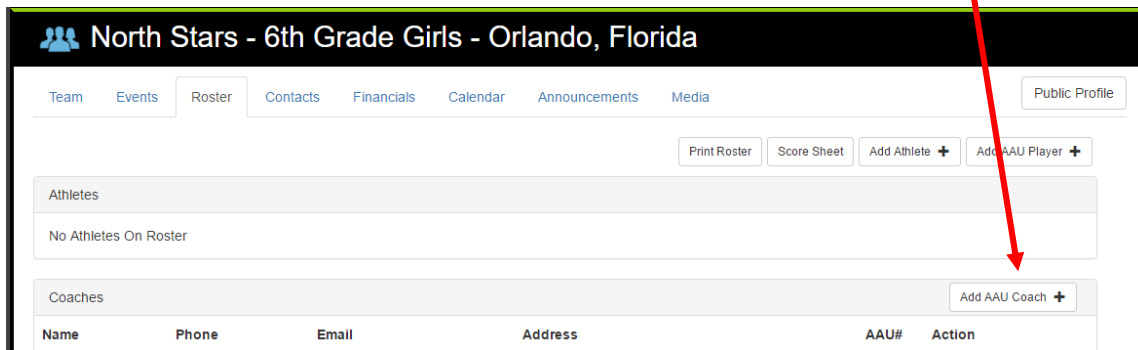
The Action Bar allows you to do a number of different items including edit your team information, register for events, create a team calendar, etc.

4. To add an athlete:

a. “Add AAU Player” Button: A single athlete can be added with their AAU# and zip code or multiple athletes can be added using their Club Code and Club Director’s AAU#



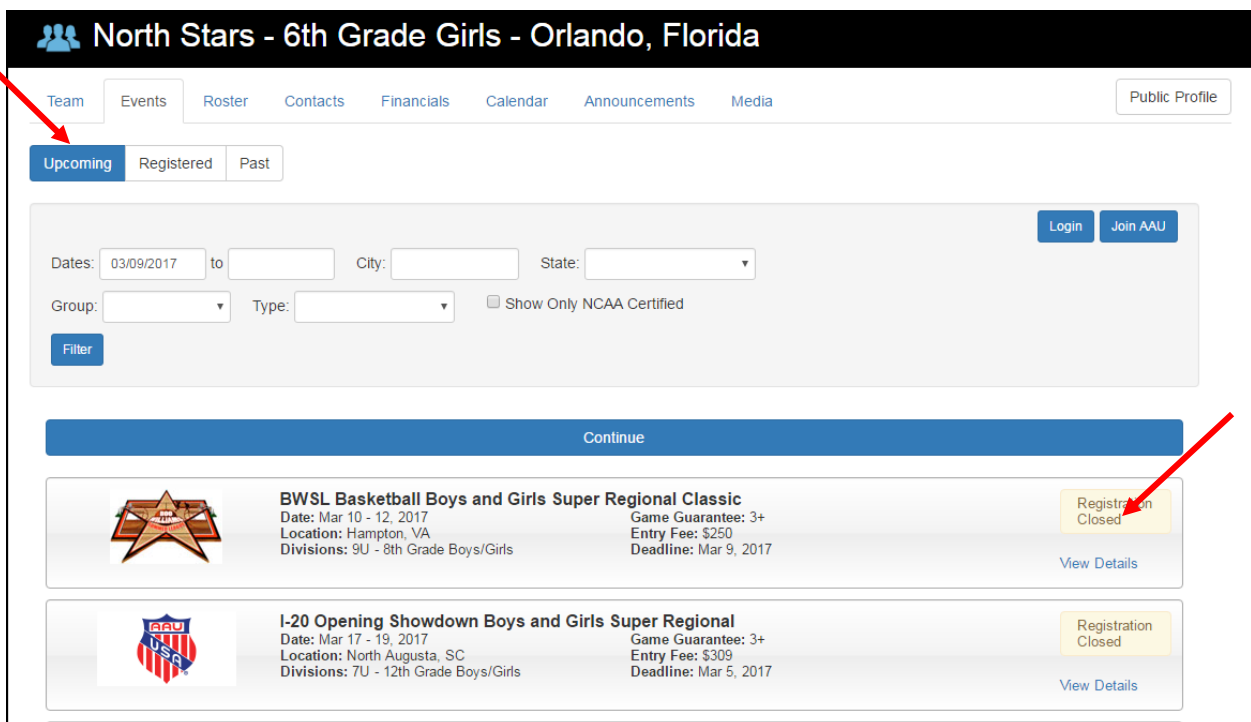
5. To add a coach to the roster, click “Add AAU Coach+” and enter their AAU Membership Number and Zip OR D.O.B OR Last Name



6. Once a coach is added, he/she will receive an email to confirm their account.

Selecting an Event

1. Click on the “Events” tab at the top of the page. Use the filters to narrow down the search results for an event. Once you have found the event you want, check “Register” and hit “Continue”



2. Teams can now select multiple teams from the same club to register for an event, change divisions, etc. If no changes are to be made, teams can agree to the AAU disclaimer and proceed to pay or defer payment for a later date. *See next page for full screenshot*

Please select team(s) for selected event(s)

Add a Team

- North Stars - 6th Girls
- South Stars - 9U Boys

Registration for Jax Magic March Madness Boys and Girls Super Regional (Jacksonville, FL - Mar 17 - 19, 2017)

Remove

Date: Mar 17 - 19, 2017
Location: Jacksonville, FL
Game Guarantee: 3+

Registration Details for **North Stars - 6th Girls**

Select Division: *North Stars - 6th Girls*

- 6th Grade Girls - \$309
- 7th Grade Girls - \$309
- 8th Grade Girls - \$309
- 9th Grade Girls - \$309
- 10th Grade Girls - \$309
- 11th Grade Girls - \$309
- 12th Grade Girls - \$309

Select Skill: *North Stars - 6th Girls*

- D1
- D2
- D3

Schedule Requests: *North Stars - 6th Girls*

This request is a requirement for the this team's participation in this tournament

[Agree to AAU Disclaimer](#)

I Agree To AAU Disclaimer

Registration Fees:

North Stars - 6th Girls:

6th Grade Girls - Jax Magic March Madness Boys and Girls Super Regional (Jacksonville, FL - Mar 17 - 19, 2017)

Registration Fee: \$309.00

TOTAL DUE: \$309.00

Pay Online by Credit Card

Defer Payment

For further assistance, contact AAU National Staff at 407-934-7200